



**CUBA  
IS**

**FAMILY  
ACTIVITY  
GUIDE**

# MATCHING - FLAG OF CUBA:

## WELCOME TO



The exhibit, CUBA IS, explores aspects of Cuban life both on and off the island, offering new insight into the country not easily accessed by foreigners and Cubans alike. Explore this exhibit to see what CUBA IS like today.

Complete this guide with a friend or family member to learn more about Cuba and its people.

### Did you know?

Cuba's official language is Spanish.

Look at the key to learn how to describe the Cuban flag in Spanish.

### KEY

English	Spanish	How to say it
red	rojo	ro-ho
blue	azul	ah-sool
white	blanco	blanh-koh
star	estrella	es'-treAa
triangle	triangulo	trian'gulo



Now that you have learned how to say the flag's colors in Spanish, read about what those colors represent to Cubans and label the flag above with the matching number below.

1. The star represents freedom and is called "La Estrella Solitaria," or "The Lone Star."
2. The blue represents the old divisions of Cuba.
3. The triangle represents liberty and equality.
4. The white represents independence.
5. The red represents the bloodshed during the fight for independence.

Definition of a flag: Traditionally made from cloth, a nation's flag is used as a symbol to represent its people and history.

Think about how the American flag represents the United States and ask an adult to help you discover the meaning behind its design.

# CONNECT THE DOTS - NATURE:

Cuba has many different habitats, from mountain forests to jungles and grasslands. There are even small deserts. These different ecosystems are home to unique plants and animals found only in Cuba.


The most famous is the

\_\_\_\_\_

## Do you know the answer?

Here are some hints to help you. Make sure to connect the dots below to find out.

- It weighs between 0.06 - 0.07 ounces, which is less than the weight of a U.S. penny.
- They grow to only two inches long.
- Smallest and lightest known living bird in the world.
- It is often mistaken for a honey bee, which led to its common name.
- They flap their wings around 80 times per second.
- They can fly up to 20 hours nonstop.



Bee Hummingbird

# WORD SCRAMBLE - CUBA VOCABULARY:

1.) Cuba's history is reflected in its food, language, art, and most of all, its \_\_\_\_\_.

SMCUI

2.) Unlike most countries in Latin America, Cuba's favorite sport is not soccer. It's \_\_\_\_\_!

BLBEASLA

3.) \_\_\_\_\_ is a tall, grassy plant that develops sugar in its stalks.

AGSRU ACNE

4.) Cuba is the largest \_\_\_\_\_ in the Caribbean Sea.

DLSIAN

5.) The capital of Cuba is \_\_\_\_\_.

AVNHAA

6.) "Salsa" is not only the name for a kind of music, but also for a type of \_\_\_\_\_.



ECDAN

# MAZE - TRANSPORTATION

## TAXI:

When traveling, you have to think about how you're going to get around. In Cuba, most people do not own cars and use other means of transportation.

Below, you will find three different popular kinds of taxis. Choose your favorite taxi and help the driver find their way back to your hotel.



Hotel



Bicitaxi



CoCo taxi



Horse-drawn carriage taxi


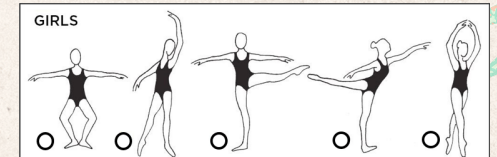
# FIND THE DESCRIPTION -

## CUBAN BALLET:

In Cuba, ballet is a highly respected form of art. Cuban ballet dancers are some of the country's most admired artists and often earn more money than doctors. Their performances draw large crowds, similar to pop stars in the United States.

Below you will find examples of basic ballet positions. Carefully read the descriptions below the images and fill in the circle next to each dancer with the letter that corresponds to the correct ballet pose.

- A. Legs crossed with toes pointed and arms above your head.
- B. Right foot pointed with left arm up and right arm extended to the side.
- C. Knees slightly bent with arms extended out to the sides.
- D. Left foot on floor and right leg extended up and to the side with pointed toe and arms extended to the sides.
- E. Right foot on floor, left leg extended up and back with toe pointed. Right arm extended in front of you and left arm extended behind you.
- F. Knees slightly bent with arms down and elbows slightly bent.
- G. Left foot on floor, right leg extended up and back with toe pointed. Left arm extended in front of you and right arm extended behind you.
- H. Right foot on floor and left leg extended up and to the side with pointed toe and arms extended to the sides.



### HINT

One description matches two images.

Girls: left to right  
C. B. H. G. A

Boys: left to right  
F. B. D. E